

PM

# Handwriting

NSW Foundation Style

6

Deborah  
Davis &  
Susan  
Taylor

SAMPLE



# Contents

Are you ready to write? .....	2	Size .....	19	Speed loops from 'z' .....	36
<b>Revising Foundation printing</b>		<b>Revising diagonal joins and drop-in joins</b>		Practising speed loops .....	37
Foundation printing .....	3	Diagonal joins .....	21	Speed and legibility with speed loops .....	39
Patterning exercises .....	4	Diagonal joins to ascenders .....	22	<b>Consolidation</b>	
Capital letters .....	5	Diagonal joins from 'q' and 'z' .....	23	Patterning exercises .....	41
Numerals .....	6	Self-assessment: Diagonal joins .....	24	Foundation printing .....	42
<b>Revising tricky joins</b>		Drop-in joins .....	25	Capital letters .....	43
Horizontal joins to 'e' .....	7	<b>Revising horizontal joins</b>		Numerals .....	44
Joining 'ft' .....	8	Horizontal joins .....	27	Punctuation .....	45
Joining to 's' .....	9	Horizontal joins to ascenders .....	28	Double letter combinations .....	46
Self-assessment: Tricky joins .....	10	Horizontal joins from 'f' .....	29	Converting between scripts .....	48
<b>Revising fluency joins</b>		Self-assessment: Horizontal joins .....	30	Labelling maps .....	49
Fluency joins from 'b', 'p' and 's' .....	11	<b>Revising speed loops</b>		Labelling diagrams .....	50
Fluency joins with double 's' .....	12	Speed loops .....	31	Legibility: Slope .....	51
Fluency joins to ascenders .....	13	Speed loops to and from 'f' .....	34	Legibility: Spacing .....	52
Practising fluency joins .....	15			Legibility: Size .....	53
<b>Revising legibility</b>				<b>Handwriting in context</b> .....	54
Slope .....	17			<b>Reflective writing activity</b> .....	55
Spacing .....	18			<b>Teacher observation guide</b> .....	56

# Contents

Are you ready to write? .....	2	Size .....	19	Speed loops from 'z' .....	36
<b>Revising Foundation printing</b>		<b>Revising diagonal joins and drop-in joins</b>		Practising speed loops .....	37
Foundation printing .....	3	Diagonal joins .....	21	Speed and legibility with speed loops .....	39
Patterning exercises .....	4	Diagonal joins to ascenders .....	22	<b>Consolidation</b>	
Capital letters .....	5	Diagonal joins from 'q' and 'z' .....	23	Patterning exercises .....	41
Numerals .....	6	Self-assessment: Diagonal joins .....	24	Foundation printing .....	42
<b>Revising tricky joins</b>		Drop-in joins .....	25	Capital letters .....	43
Horizontal joins to 'e' .....	7	<b>Revising horizontal joins</b>		Numerals .....	44
Joining 'ft' .....	8	Horizontal joins .....	27	Punctuation .....	45
Joining to 's' .....	9	Horizontal joins to ascenders .....	28	Double letter combinations .....	46
Self-assessment: Tricky joins .....	10	Horizontal joins from 'f' .....	29	Converting between scripts .....	48
<b>Revising fluency joins</b>		Self-assessment: Horizontal joins .....	30	Labelling maps .....	49
Fluency joins from 'b', 'p' and 's' .....	11	<b>Revising speed loops</b>		Labelling diagrams .....	50
Fluency joins with double 's' .....	12	Speed loops .....	31	Legibility: Slope .....	51
Fluency joins to ascenders .....	13	Speed loops to and from 'f' .....	34	Legibility: Spacing .....	52
Practising fluency joins .....	15			Legibility: Size .....	53
<b>Revising legibility</b>				<b>Handwriting in context</b> .....	54
Slope .....	17			<b>Reflective writing activity</b> .....	55
Spacing .....	18			<b>Teacher observation guide</b> .....	56

[illegible]

# PM Hand

## Revision and practice of tricky joins

## Student tips

### Joining to 's'

*Remember: when joining diagonally to the letter 's', you can modify the shape of the 's' so there is less to retrace. The letter 's' isn't modified after a horizontal join.*

Copy these words with diagonal joins to 's':

*case recognise enriched mysterious splashes monster lakes*

Copy these words with horizontal joins to 's':

*close first thirty cost others planes holes claws*

Copy the text, being careful with your joins to 's':

*The case of the Lock Ness monster is most mysterious. Some say it definitely exists and the splashes it causes are easily visible on the surface of the lakes. Others firmly claim that no more investigation is necessary and it is time to close the case.*





get your QR code

# Writing 6 learning

## Activities focusing on legibility: slope, spacing, size and speed

Copy the text. Remember to be careful with your slope, spacing and size.

Footprints supposedly made by a Yeti were seen by a mountaineer in Bhutan in 2016. His claims were later supported by a yak herder who declared he had seen the Yeti in the same area.

He said the hairy monster stood upright, about 90 metres ahead of him. Some sceptics thought that the footprints may have been made by bears. There are a lot of local legends about the creature, who is also known as the Abominable Snowman. As more people began to explore the Himalayas, there were more stories of sightings.

Peer review

Ask your partner to give you some feedback on how well you wrote the text above. Ask them to notice your how careful you were with slope, spacing and size.

2 stars (two things you did well)

I wish (a way for you to improve)

20 Revising legibility

[illegible]

**Learning goal:** To improve knowledge of the alphabet in NSW Foundation style handwriting

**Success criteria:**

- I can write all lower-case and capital letters of the alphabet in NSW Foundation style using both printing and cursive.
- I can write in NSW Foundation style legibly, using appropriate slope, spacing and size.

**Learning goal:** To improve knowledge of the alphabet in NSW Foundation style handwriting

**Success criteria:**



- I can write all lower-case and capital letters of the alphabet in NSW Foundation style using both printing and cursive.
- I can write in NSW Foundation style legibly, using appropriate slope, spacing and size.

- Learning goal:** *To improve knowledge of the alphabet in NSW Foundation style handwriting*
- Success criteria:**
- I can write all lower-case and capital letters of the alphabet in NSW Foundation style using both printing and cursive.*
  - I can write in NSW Foundation style legibly, using appropriate slope, spacing and size.*



Copy the text. Remember to be careful with your fluency joins from 'b', 'p' and 's'.

The Easter Island statues, or moai, make a stunning sight when seen for the first time. Some soar over 10 metres high, facing inland even though they are located close to the brilliant sea. All have long heads and upper torsos, and long ears. The statues have their arms placed along their bodies or resting on their stomachs. There are some with eyes. The eyes are made of white and red stone and coral. A few wear hats made from scoria, a volcanic stone.



Peer review

Ask your partner to give you some feedback on how well you wrote the text above. Ask them to notice how carefully you formed your fluency joins.

2 stars (two things you did well)

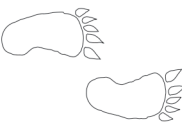
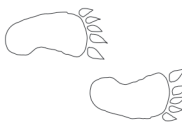
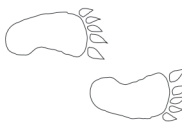


I wish (a way for you to improve)



Copy the text. Remember to be careful with your slope, spacing and size.

Footprints supposedly made by a Yeti were seen by a mountaineer in Bhutan in 2016. His claims were later supported by a yak herder who declared he had seen the Yeti in the same area. He said the hairy monster stood upright, about 90 metres ahead of him. Some sceptics thought that the footprints may have been made by bears. There are a lot of local legends about the creature, who is also known as the Abominable Snowman. As more people began to explore the Himalayas, there were more stories of sightings.



Peer review

Ask your partner to give you some feedback on how well you wrote the text above. Ask them to notice how careful you were with your slope, spacing and size.

2 stars (two things you did well)




I wish (a way for you to improve)



Self-assessment: Horizontal joins

Copy the text. Remember to be careful with your horizontal joins.

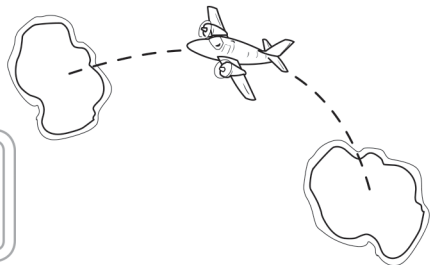
Amelia Earhart was an American aviator who became the first woman to fly solo across the Atlantic Ocean. Later, during her courageous attempt to fly around the world, this famous woman vanished over the Central Pacific Ocean. Earhart was a well-known figure and her disappearance led to a full-scale search for her location. Amelia and her famous plane were never found. Eventually all possibilities were exhausted, and the many books written by scholars on the subject of her disappearance could not reach a conclusion as to her whereabouts. She has served as an inspiration for young pilots around the world for many generations.



Speed loops



Speed loops can help you to write faster and with fluency.



journeying



Remember: a tail speed loop is not needed if 'g', 'j' or 'y' is at the end of a word.

Copy these letter pairs and words with speed loops from 'g'.

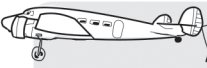
gr gu ge ga gr gu ge ga gr gu ge ga  
grass ground gravity glory ageless large gyms glove  
glad green largest juggling ginger again gate general

Copy these letter pairs and words with speed loops from 'j'.

ja je ji jo ju ja je ji jo ju ja je ji jo ju  
banjo jackal joint joke jeans jaguar enjoy majority  
jewellery adjust injury rejoice disjoint subject judge

Copy these letter pairs and words with speed loops from 'y'.

yo yr ye ya yi yu yo yr ye ya yi yu  
typewriter yam yummy crying yacht myth mayonnaise  
yellow yearning youthful young yesterday yeast lyrics



Self-assessment

Rate your horizontal joins.



Good.



Very good.



Excellent!

ISBN: 9780170416948

ISBN: 9780170416948



**PM Handwriting** is a carefully sequenced program of handwriting instruction for Kindergarten to Year 6. It is designed to support students in developing a fluent, legible and automatic handwriting style.



A comprehensive handwriting program for New South Wales:

K	1	2	3	4	5	6
PM Handwriting NSW Foundation Style Kindergarten 9780170416887	PM Handwriting NSW Foundation Style Year 1 9780170416894	PM Handwriting NSW Foundation Style Year 2 9780170416900	PM Handwriting NSW Foundation Style Year 3 9780170416917	PM Handwriting NSW Foundation Style Year 4 9780170416924	PM Handwriting NSW Foundation Style Year 5 9780170416931	PM Handwriting NSW Foundation Style Year 6 9780170416948